

# High-speed roll-up doors

Versatility as a concept

R Series



**EFAFLEX**   
safe high-speed doors



# R Series

The high-speed roll-up doors in the EFAFLEX R series are extremely economical door systems for indoor use, which are characterised by their exceptionally fast opening and closing speeds.

Our roll-up doors reduce draughts and noise, are largely maintenance free and are available in a variety of customised designs.

In addition to this, all the roll-up doors in the EFAFLEX R series feature a space-saving design above the door opening.





# The reliable All-rounder. EFA-SRT® Premium

The EFA-SRT® Premium heavy duty roll-up door is a real all-rounder! It can be used as an internal door or as additional hall closure. The high-speed roll-up door is a high-quality solution, especially for areas that are frequently used by forklift trucks. EFAFLEX roll-up doors are available in galvanised steel or stainless steel. For reliable, long-lasting operation of the roll-up doors, all components are streamlined and are characterised by high ease of maintenance.

## RELIABLE PERFORMANCE

The EFAFLEX high-speed drive with microprocessor control and frequency converter is the perfect solution for you, especially if you have highly frequented passageways.

The weight is balanced by a tension spring mechanism (see figure on the right). In event of a power failure, for example, this mechanism pulls the door up, when the hand lever is operated.

## ROBUST DESIGN


Durable plastic parts and tension springs in the side cases keep the door leaf under tension during opening and closing and make it highly resistant to wind, negative pressure, the effects of heat/cold and draughts. The EFA-SRT® is extremely dimensionally stable and can therefore be rolled up and down at any time with ease.

## INTELLIGENT SENSORS

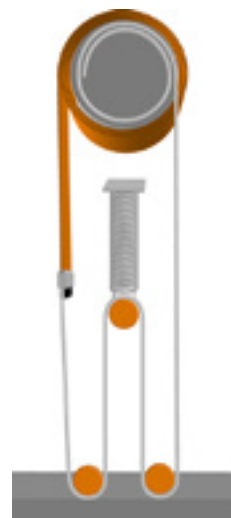
An inductive sensor is located directly on the motor. It sends the exact position of the door leaf to the control. The lifting height is automatically determined by the number of motor revolutions. Setting the door frame is not necessary.

## EFA-SRT® PREMIUM AT A GLANCE:

- Clean room version available
- Hygienic version available
- Heavy-duty internal door
- Optionally with crash protection
- Opens in up to 2.0 m/s
- Closes in up to 0.75 m/s
- Up to 150,000 load cycles per year
- Standard sizes up to  
W=5,000 mm, H=5,500 mm



Tension springs are installed in the side door frames and directly connected to the drive shaft by heavy-duty belts. The springs are taut in the "Door is closed" position (left) and slack in the "Door is open" position.



The EFAFLEX wind load system provides permanent door leaf tension. Perfect for wherever the wind or negative pressure can cause draughts!

## QUALITY THAT PAYS OFF



Innovative engineering comes naturally to us and is the basis for the top quality of our high-speed doors. Your longevity pays off - you save permanently.

## EFA-SRT® ECO AT A GLANCE:

- Ideal for conveyor technology
- Space-saving design
- Excellent value for money
- Optionally with crash protection
- Opens in up to 2.0 m/s
- Closes in up to 1.0 m/s
- Up to 150,000 load cycles per year
- Standard sizes up to  
W=6,000 mm, H=7,000 mm



### Curtain up even with a power failure

The weight is balanced when opening and closing the door by maintenance-free and wear-free counterweights. Quick and easy emergency opening is possible during a power failure. For this purpose, just operate the pull rope, which releases the brake and the door opens automatically.



# The economical door for interior environments. EFA-SRT® ECO

The EFA-SRT® ECO roll-up door is an extremely economical door system. Special structural preparations are not necessary due to its space-saving design, like for example, the very slim side door frames. Thus, the EFA-SRT® ECO can be applied in more situations than any other roll-up door.

## INNOVATIVE CHARACTERISTICS

Due to its space-saving design, the EFA-SRT® ECO is well-suited for use on automatic roller conveyors or transport systems. The EFA-SRT® ECO ensures a reliable and rapid material flow. EFA-LEX roll-up doors are used at airports, in the food industry and in logistics.

## WIDE RANGE OF APPLICATIONS

The EFA-SRT® ECO is our high-speed roll-up door that provides excellent value for money. The design with flexible curtains ensures an extremely high opening and closing speed even with a size of 6,000 × 7,000 millimetres. The high-speed roll-up doors in the R series are also suited for high-frequency, continuous industrial use. Securing buttons on the outer edge of the curtain keep it securely in place even in windy conditions, drafts, and changes in air pressure.

## PRECISE MANUFACTURING

The standard door leaf is fully transparent and equipped with warning strips as standard. Coloured curtains are also available. The guide profiles made of sendzimir galvanised steel are also available in stainless steel.







# The compact and robust internal door.

## EFA-SRT® Value

The economical EFA-SRT® Value high-speed roll-up door provides solid basic equipment. The gearless drive ensures high opening and closing speeds in continuous operation through chain power transmission. The door leaf is under permanent tension when closing, which ensures perfect opening and closing of the curtain.

### SPACE-SAVING DESIGN

The EFA-SRT® Value high-speed roll-up door is a very compact door. Thanks to its small installation dimensions, it is the perfect solution for confined spaces.

### RESISTANT DOOR CURTAIN

The door curtain of the EFA-SRT® Value consists of a highly tear-resistant PVC curtain with or without a transparent viewing panel. Depending on the type of curtain, a version with warning strips is also possible.

### CERTIFIED SAFETY

The basic system is certified according to the fundamental safety standards EN ISO 13849 and meets the "Performance Level C" safety level required by the door standard EN 12453.

### CUTTING-EDGE SAFETY TECHNOLOGY

Thanks to our design, the light barrier is guided within the door frame and secures the door closing edge along the entire door width without contact. If the light barrier detects a person or an obstacle within the closing level, the movement of the door leaf is stopped immediately, even before any contact takes place. This increases safety for both people and machines.

### EFA-SRT® VALUE AT A GLANCE:

- Light barrier as standard
- Small installation dimensions
- High door leaf tension
- Gearless drive
- Highly tear-resistant PVC curtain
- Opens in up to 1.7 m/s
- Closes in up to 0.8 m/s
- Up to 150,000 load cycles per year
- Standard sizes up to  
W=3,000 mm, H=3,500 mm



For more information on  
high-speed roll-up doors visit:  
[www.efaflex.com/r-series](http://www.efaflex.com/r-series)



#### **EFA-SRT® SOFT TOUCH AT A GLANCE:**

- With frequency converter
- Control box in the door frame
- Crash protection as a standard
- Opens in up to 2.0 m/s, closes in up to 1.00 m/s
- Up to 150,000 load cycles per year
- Standard sizes up to W=4,500 mm, H=5,000 mm

## **The flexible multi-talent. EFA-SRT® Soft Touch**

The EFA-SRT® Soft Touch high-speed roll-up door is an interior door specially designed for intensive industrial use. It is collision-resistant, reliable, space-saving and low-maintenance and therefore particularly recommended for areas of application with heavy passenger traffic.




### INNOVATIVE TECHNOLOGY

The EFA-SRT® Soft Touch impresses with its high speed, easy manual opening when needed as well as collision and personal protection. The innovative roll-up door technology combines door leaf tensioning and weight compensation with approach and bump detection in one complete system. In contrast to other roll-up door designs, the separate latching connections in the EFA-SRT® Soft Touch are brought together again when the lower end positions are reached. The results are superior functionality, absolute operational reliability and longevity.

### RELIABLE CRASH PROTECTION

The roll-up door system has completely newly designed crash protection and offers a high level of operational safety thanks to a flexible closing edge. Should the door leaf come into contact with an obstacle or a person, the closing edge can easily deform in all directions. An additional safety edge is therefore not required for these EFAFLEX roll-up doors. If a certain deformation path is exceeded, the two latching connections on the door end loosen so that the door leaf can separate from the guide pieces. Sensors report this condition to the control system as a "crash". As a result, the movement is stopped immediately and an immediate raising of the system is initiated.



In the event of a collision the closing edge can deform in all directions. Pretensioned ropes ensure controlled deflection until the latching connections between the door leaf and guide pieces are released. The door curtain then slides out of the frame guides independently of the direction.

After manually activating the control, it moves down into the closed position. All systems regenerate fully automatically: the door curtain and closing edge are returned to the door case by the tensioning cables, and the latching connections are brought together again when the end position is reached.



**EFA-SRT® EC**  
**AT A GLANCE:**

- Easy cleaning
- Space-saving design
- Slanted end-shield and winding shaft cover
- In stainless steel version
- Single or double-sided frame extension possible
- Opens in up to 2.0 m/s
- Up to 150,000 load cycles per year
- Standard sizes up to W=4,000 mm, H=4,000 mm

## The hygienic high-speed roll-up door. **EFA-SRT® EC**

The EFA-SRT® EC was developed in close cooperation with the food industry. The hygienic high-speed roll-up door is the optimal solution for all internal passageways with high requirements regarding hygiene, for example in the food sector. The EFA-SRT® EC is the only hygienic roll-up door for the food industry recommended by the German Association of Food Inspectors (BVLK).

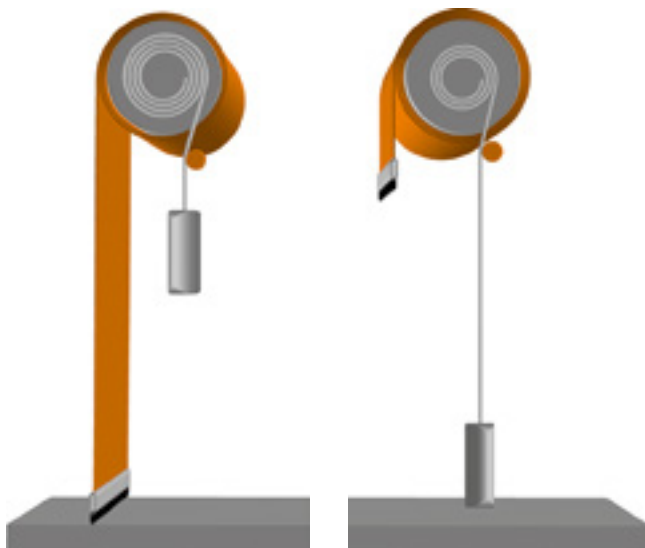


## SOPHISTICATED DESIGN

Every part of the EFA-SRT® EC is well thought out down to the last detail. The covering of the winding shaft and end-shield is slanted so that liquids can run off and nothing will drop on the driveway or onto the food. The covering can be turned upwards in no time thanks to the assistance of pressure dampers. As a result, you can easily clean the bottom of the roll-up door and the winding shaft is also easily accessible. The counterbalance of our professional hygiene door using counterweights is protected against corrosion by a special coating. Moreover, with these roll-up doors the electric and electronic components of the microprocessors and frequency converters are housed within a V2A control box of protection class IP 65.

## OPTIMISED MATERIALS FOR ALL APPLICATIONS

Thanks to excellent materials, the EFA-SRT® EC is extremely resistant to corrosion and many acids, bases, disinfectants and other chemicals. For permanent use in particularly sensitive production areas such as wet rooms, a special gear brake motor is available upon request. This smooth-surfaced “encapsulated”, fanless special drive corresponds to corrosiveness category C5-I.



### Cleaner weight counterbalance

Every part of the EFA-SRT® EC is well thought out down to the last detail. The counterbalance of our professional hygiene door using counterweights is protected against corrosion by a special coating.



The frame cover's locking mechanism can be released in no time and it can be opened and locked for easy cleaning. This makes it easy to reach the entire interior with the steam jet.

## EFFORTLESS CLEANING

The “EC” in EFA-SRT® EC stands for “Easy Clean”. The entire roll-up door design is standard made of stainless steel. The elastic curtain fulfills HACCP and FDA requirements. Thanks to its space-saving roll-up door design, the EFA-SRT® EC can also be used in installation conditions offering only restricted space. The frame cover's locking mechanism can be unlocked easily and the door frames can be opened and locked for cleaning. The BLVK particularly praises the possibility of frothing and cleaning using a steam jet.



#### **EFA-SRT® FR AT A GLANCE:**

- Light barrier in combination with safety edge as a standard
- High door leaf tension
- Transparent PVC curtain with warning strips in various colours
- Opens in up to 2.6 m/s
- Closes in up to 0.75 m/s
- Up to 150,000 load cycles per year
- Standard sizes up to W=4,000 mm, H=5,000 mm

## **The door for escape and rescue routes. EFA-SRT® FR**

The economical EFA-SRT® FR interior door has been designed specially for escape and rescue routes in heavily frequented industrial or commercial areas. The clever design is largely low-maintenance, robust as well as space-saving and smoothly masters extreme challenges in daily operation through maximum reliability.



With our wide range of innovative sensors, we protect people and machines around the door area. We also simplify your work processes and operability.



### RELIABLE IN ANY SITUATION

The EFA-SRT® FR high-speed roll-up door impresses in both daily operation and in exceptional situations with its extremely fast opening and closing speeds. The door opens in a few seconds, allowing a quick and safe escape from danger. In addition to this the EFA-SRT® FR is also a very economical and cost-effective solution for continuous industrial use.

### AUTOMATED SAFETY

The door opens automatically in the event of a power failure as a result of an open circuit brake. Making the escape route accessible without any additional action. It is also possible to connect the door to fire alarm systems on site.

### CERTIFIED FOR RESCUE ROUTES

The use of our SRT-FR as a recognised escape route is situation-dependent and must always be approved by the governmental authorities on a case-by-case basis. This is additionally underpinned by our TÜV-Süd certificate.

## EFA-SRT® EASYFIT AT A GLANCE:

- Very quick assembly
- Space-saving and slim design
- Top price/performance ratio
- Increased security through door light grid
- Opening up to 1.5 m/s
- Closing up to 1.0 m/s
- Up to 150,000 operating cycles p.a.
- Standard sizes up to  
W=4,000 mm, H=4,000 mm

# The slim all-rounder. EFA-SRT® EasyFit

The EFA-SRT® EasyFit offers an outstanding price-performance ratio and a very easy and quick installation. Thanks to its space-saving and slim design, even two door systems can be installed flush next to each other. The EasyFit can withstand even the highest loads, as up to 150,000 load changes per year are possible and it can be opened at up to 1.5 meters per second. At the same time, the door light grid also ensures that the highest safety standards are guaranteed.

## PRECISE PRODUCTION

The standard door leaf of the EFAFLEX EFA-SRT® EasyFit is colored. However, viewing windows or transparent curtains with warning strips are also readily available. The guide profiles of the high-speed roll-up doors made of high-quality galvanized steel are also available in stainless steel upon request.

## HIGH-END SAFETY TECHNOLOGY

Our design has a door light grid and secures the door closing edge across the entire door width without contact. If the door light grid detects a person or an object in the closing plane, the closing of the door leaf is stopped immediately, even before contact occurs. This increases safety for man and machine.

## QUICK ASSEMBLY

The design of the EFA-SRT® EasyFit promises a particularly quick and easy installation. Thanks to the folding mechanism in the frames, pre-assembled add-on parts and pre-routed cables, installation and commissioning can be completed in a very short time. As a result, ongoing operations are only minimally affected.

## SPACE-SAVING DESIGN

The EFA-SRT® EasyFit high-speed roll-up door is a very compact door. Thanks to its small frame dimensions, it is the perfect solution for particularly confined spaces. It is also possible to install two door systems flush next to each other.

## EASY ASSEMBLY IN 3 STEPS









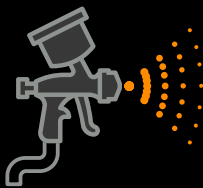
### **SPECIAL CURTAIN 1: FOR FOOD LOGISTICS**

This curtain is approved in accordance with the FDA regulations for the transport of dry food. It is also available in an antistatic version, as well as with or without viewing panel, made of PVC-coated polyester.



### **SPECIAL CURTAIN 2: HARDLY FLAMMABLE**

The best variant if you need a hardly flammable curtain for your EFA-SRT®. Made of urethane-impregnated polyester.



### **SPECIAL CURTAIN 3: FOR SPRAY BOOTHS, SYSTEMS**

All curtains comply with Zone III LABS conformity according to VDMA 24364 and are made of urethane-impregnated polyester.



## **Resistant door curtains for many areas of application.**

The EFA-SRT® is also available with three special curtains. Each has different properties and is suitable for different applications. All curtains are made of a transversely stable material and are therefore able to withstand higher wind loads. All curtains are silicone free.

### **RESISTANT DOOR CURTAIN**

Our roll-up doors are equipped with a clear PVC curtain with vertical warning strips (depending on the door width) as standard. Transversely stable fabric curtains are also possible in different colours, with and without a viewing panel.

# Intelligent and robust collision protection. EFA-EAS®



On request we can provide your high-speed roll-up door with the EFA-EAS crash protection. The special feature largely prevents expensive damage to the door leaf in the event of a crash.

## RELIABLE SAFETY

During a crash, the bottom door leaf will be pressed out of its guides on both sides. Sensors signalise this to the control and immediately stop the door movement. The door leaf and the end-shield can be returned manually. Your door is ready for operation in no time at all.

## MAXIMUM EFFICIENCY

With the EAS protection, you avoid unprofitable standstills and your logistics is even more effective. Moreover, the protection will reduce your repair costs. Opt for EFA-EAS®; this will save you time, money and a lot of trouble.



## CUTTING-EDGE SAFETY TECHNOLOGY










As the world's leading manufacturer of high-speed industrial doors, it is our aspiration to also be pioneers in the field of safety: all EFAFLEX products meet the highest standards and protect both people and the goods as well as the door itself.

It is not only our industrial doors that impress with their cutting-edge safety technology, but also the associated systems: EFA-SCAN®, for example, is the world's first laser scanner for use on doors, which is a reliable pulse generator and safety system all-in-one.



## Customised configuration options.

The extraordinarily heavy-duty curtains can be delivered fully transparent or in different colours.

	RAL 1021 Colza yellow		RAL 2008 Bright red orange		RAL 3002 Carmine red
	RAL 5002 Ultramarine blue		RAL 6005 Moss green		RAL 7016 Anthracite
	RAL 7035 Light grey		RAL 9010 Pure white		RAL 9016 Traffic white



# Technical details

## High-speed roll-up doors

		Premium	ECO	
Size		L	L	S
Application	Interior door	●	●	●
Wind load max.*	According to DIN EN 12424 class resp. in km/h	0 – 3 –	– 18	0 – 2 18
Operating forces/ safe closing	According to DIN EN 13241 class	fulfilled	fulfilled	fulfilled
Resistance against water ingress*	According to DIN EN 13241 class	npd	npd	0
Air permeability*	According to DIN EN 13241 class	npd	npd	1
Direct airborne sound insulation R <sub>v</sub> *	in dB according to DIN EN 717-1	12	11	11
Door size (in mm)	Width W max.	5,000	4,000	6,000
	Height H max.	5,500	4,000	7,000
Maximum door leaf speed*	in m/s	2.6	2.0	2.0
Average speed, approx.*	Opening in m/s	2.0	1.5	1.5
	Closing in m/s	0.75	0.75	0.6
	Closing by door light grid EFA-TLG® in m/s	1.0	1.0	1.0
Steel design	Galvanized sheet steel frame	●	●	●
	Stainless steel	○	○	○
	Powder coated in RAL colours	○	○	○
Door leaf	Door curtain made of flexible PVC, transparent with warning stripes in different colours	●	●	–
	flexible fabric in different colours with / without vision pane	○/○	○/○	○/●
Fire class	Building Material class DIN 4102	B2	B2	B2
Weight balancing by		Spring	Weight	Weight
Designed for approx ... operating cycles per year		150,000	150,000	150,000
Collision protection	EFA-EAS®	○	○	–
Drive	Electric motor	●	●	●
Control	EFA-TRONIC®	●	●	●
	EFA-TRONIC® Light	–	○	–
	EFA-TRONIC® Professional	○	○	○
	Main switch and foil keypad	●	●	●
Lead	Electricity connection 230 V/50 Hz	●	●	●
	Electricity connection 400 V/50 Hz	○	○	○
	Circuit breaker	16 A (K)	16 A (K)	16 A (K)
Emergency operation	Automatic after manual activation	●	●	●
	Manual activation	–	–	–
Safety Devices	EFA-TLG® door light grid in door closing line	○	○	○
	Contact edge	●	●	●
	Light barrier	●	●	●
	Approach area monitoring	○	○	○
	Light grid, external	○	○	○
Safety system including activator	EFA-SCAN® frame/bollard	–/○	–/○	–/○
	LZR®-WIDESCAN	○	○	○

● Standard, ○ upon request, – Not available, npd = No Performance Determined,

\* Depending on door leaf, guide of door leaf and door size, we reserve the right to make technical alterations!

## R Series

Value	EFA-SRT®		EC	FR	EasyFit
	L	S			
●	●	●	●	●	●
0 – 1	–	–	–	0 – 3	npd
80	18	18	18	–	41
fulfilled	fulfilled	fulfilled	fulfilled	fulfilled	fulfilled
npd	npd	npd	npd	0	npd
npd	npd	npd	npd	0	npd
11	12	12	12	12	11
3,000	4,000	4,500	4,000	4,000	4,000
3,500	4,000	5,000	4,000	5,000	4,000
1.7	2.0	2.6	2.0	2.6	1.5
1.3	1.5	2.0	1.5	1.6	1.5
0.5	0.75	1.0	0.75	0.75	–
0.8	–	–	–	1.0	1.0
●	●	●	–	●	●
○	○	○	●	○	○
○	○	○	–	○	○
○	○	○	○	●	○
○/●	○/●	○/●	○/●	○/○	○/●
B2	B2	B2	B2	B2	B2
Spring	Spring	Spring	Weight	Spring	–
150,000	150,000	150,000	150,000	150,000	150,000
–	●	●	–	–	–
●	●	●	●	●	●
○	○	●	–	–	–
●	●	–	–	–	○
○	○	○	●	●	●
●	●	●	●	●	●
○	○	○	○	○	–
16 A (K)	16 A (K)	16 A (K)	16 A (K)	16 A (K)	16 A (K)
●	●	●	●	●	–
–	–	–	–	–	●
○	–	–	–	○	●
●	–	–	●	●	–
● prel. L	●	●	●	●	–
○	○	○	○	○	○
○	○	○	–	○	○
–/–	–/–	–/○	–/–	–/○	–/○
○	○	○	–	○	○

EFAFLEX  
Tor- und Sicherheitssysteme  
GmbH & Co. KG  
Fliederstraße 14  
84079 Bruckberg / Germany  
Telephone +49 8765 82-0  
[www.efaflex.com](http://www.efaflex.com)  
[info@efaflex.com](mailto:info@efaflex.com)

EFAFLEX® is a registered and legally  
protected trademark.

Subject to technical changes. Some  
diagrams depict special features.

Overall design:

[www.creativconcept.de](http://www.creativconcept.de) 12 | 2024

**EFAFLEX**   
*safe high-speed doors*